



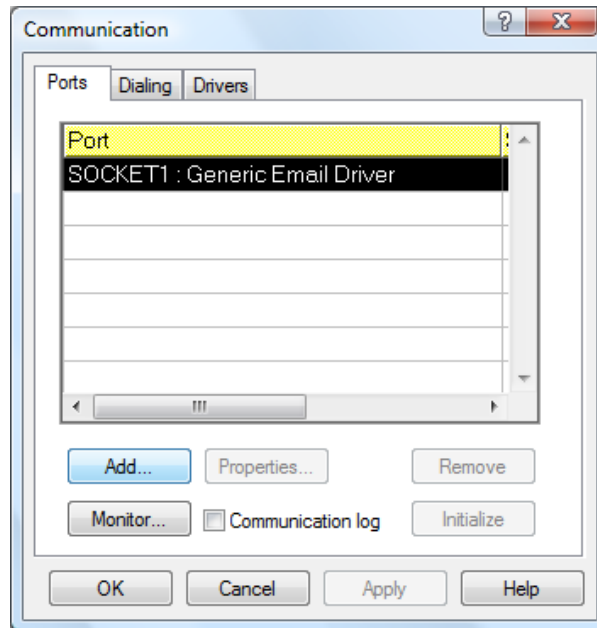
ALERT

Installation guide
BAUSCH Proxima Junior modem

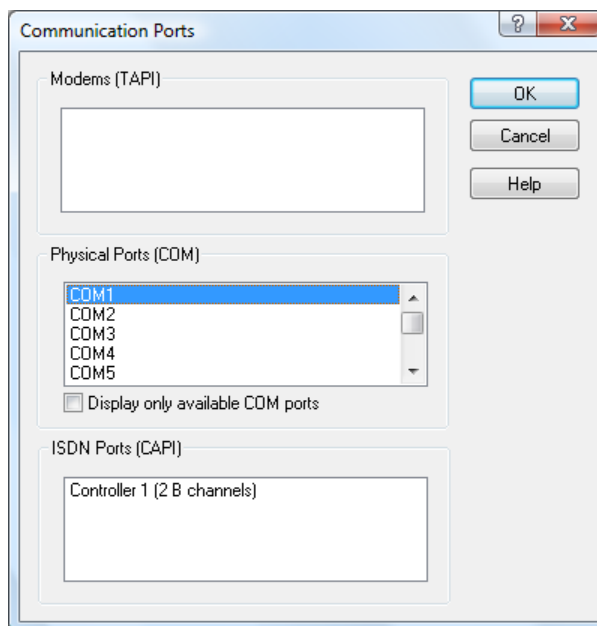
1. Communication ports

After you have plugged in your modem into the serial port (RS 232) to the back of the PC, launch the Alert software and log in with the "Alert" user (or any other user with a "system" profile). Note that you do not need to install the drivers provided by the manufacturer because we will directly use the COM port and the standard AT commands.

In the menu *Configuration*, go to *Communication*. The following window opens:



Click on « *Add...* ».



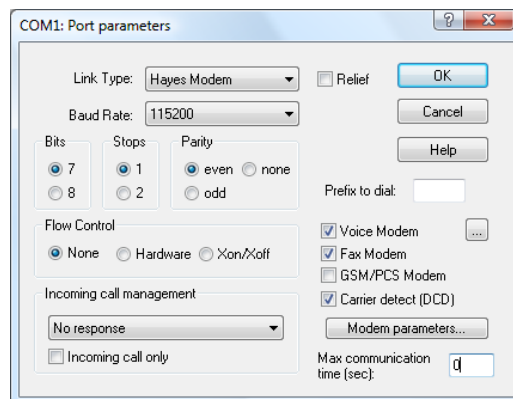
Select your COM port, here we will choose COM1.


Once the communication port is selected, we will have to configure the link parameters.

2. Link parameters

After you have clicked on "OK" to validate on the previous window, the COM1 Port parameters is displayed. Configure as follows:

- **Link type:** Hayes Modem
- **Baud rate :** 115200
- **Bits :** 7
- **Stop :** 1
- **Parity :** Even
- **Flow control:** None
- Tick « **Voice Modem** »
- If necessary tick « **Fax Modem** »

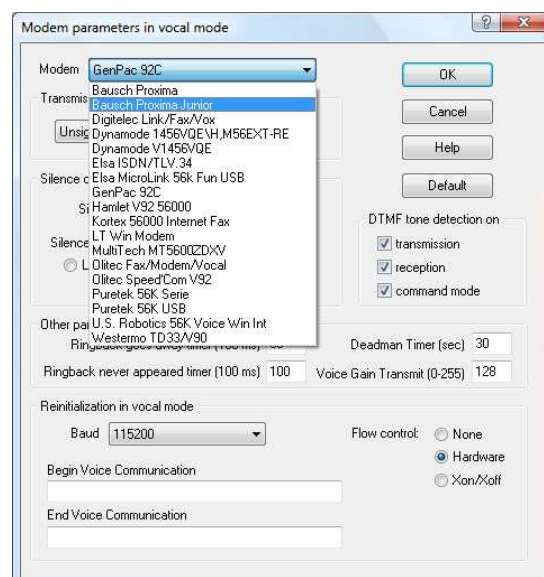


Now that the link is properly configured, we will proceed to the configuration of the vocal mode by clicking on the button  to the right of "Voice Modem".

3. Vocal modem parameters

Each modem has a specific voice messages transmission format; you must select the right model from the list of modems. In this case, you must select the "Bausch Proxima Junior" modem.

Warning, if you do not find the correct modem in the list, you can download the file *modem.lst* from our ftp site (<http://ftp.micromedia-int.com/>), exit Alert and replace the existing modem.lst (located in the installation directory of ALERT) with the new one.



The setup is almost finished, but when using the "Bausch Proxima Junior" modem in vocal mode, you have to change the timeouts of the options "Ringback goes away time (100ms)" and "Ringback never appeared timer (100ms)" to respectively 40 and 80.

CAUTION: If you fail to change these timeouts, some calls to mobile phones will fail.